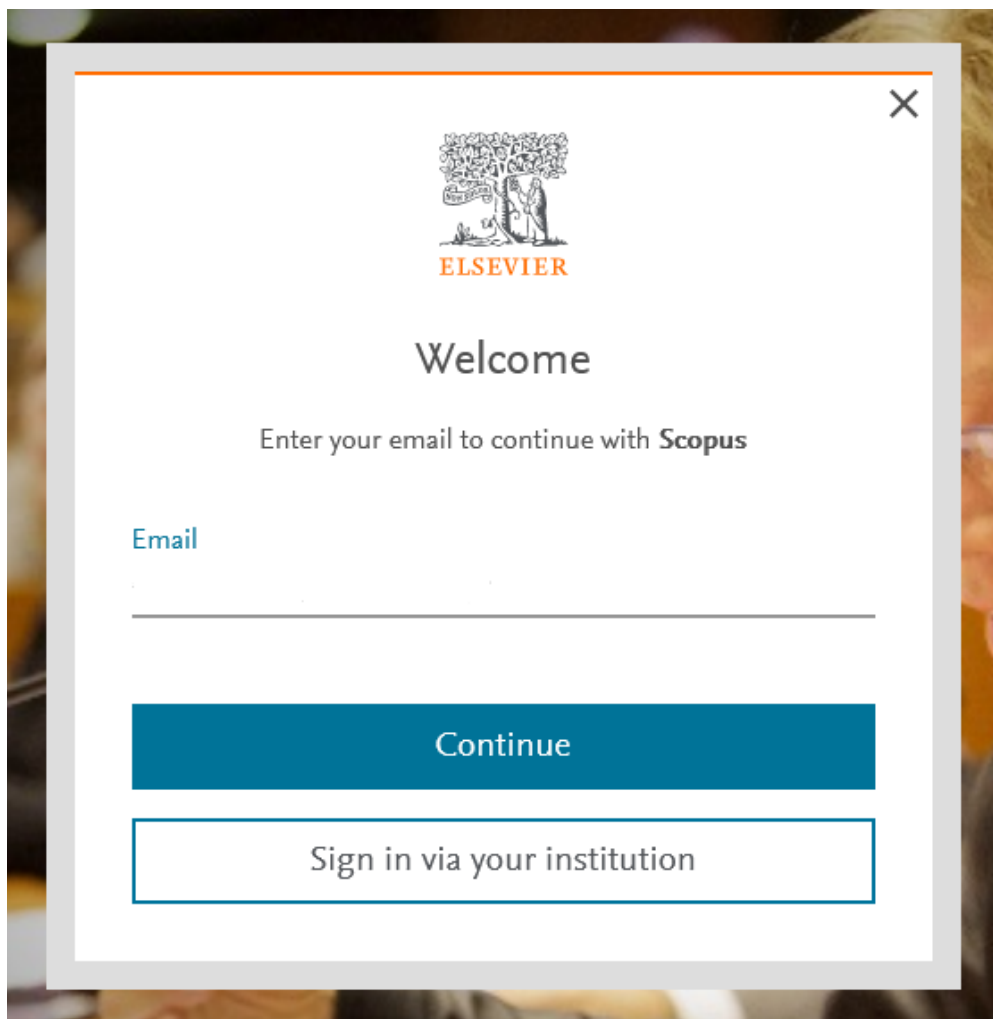


How to create an Elsevier (Scopus, ScienceDirect) individual account?

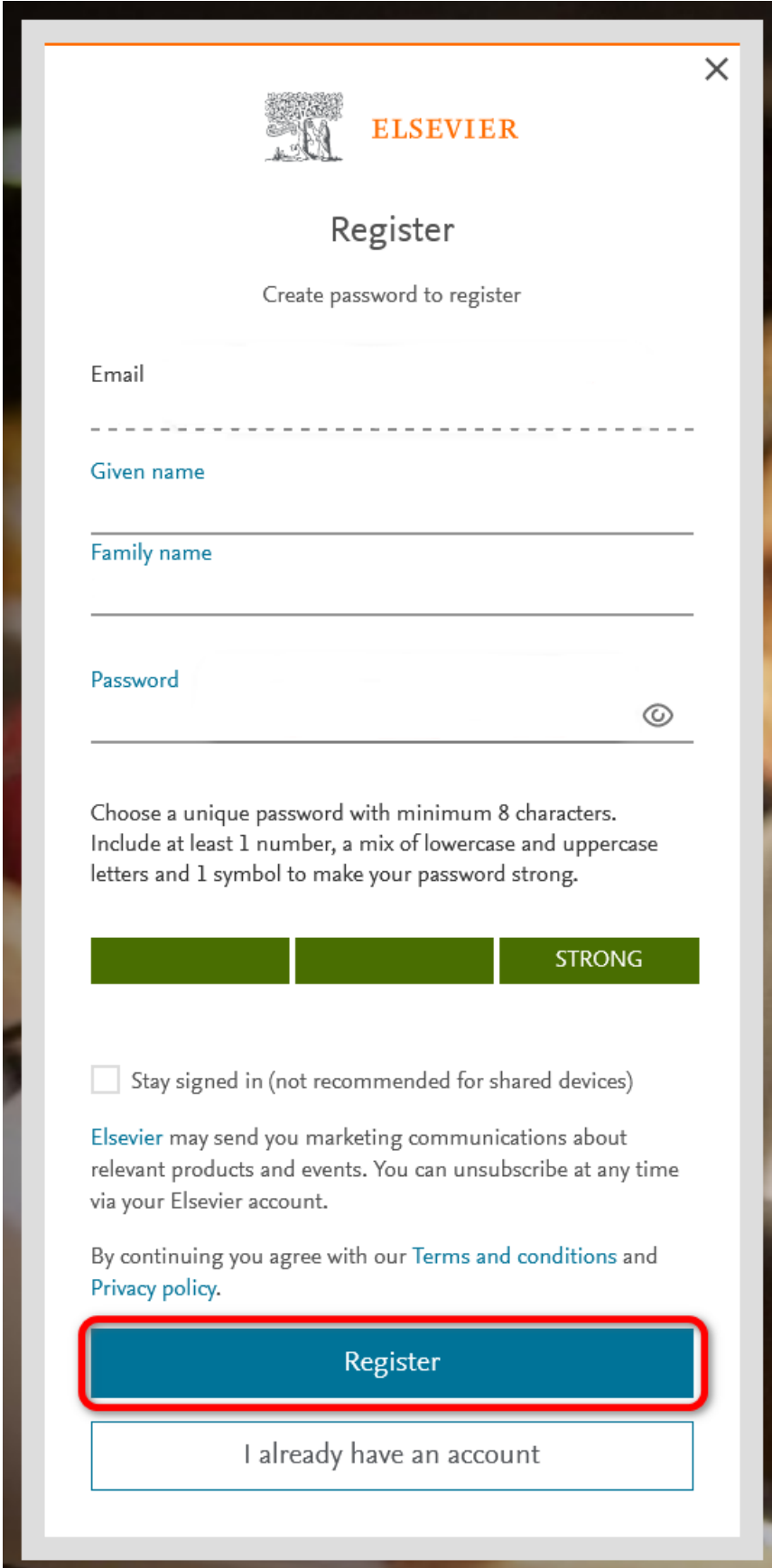
Registration in one of database (Scopus or ScienceDirect) will create **Elsevier common profile**. Registration can take place from any device within or outside the UKSW network.

1. Go to Scopus database- <https://www.scopus.com/> or Science Direct - <https://www.sciencedirect.com/>
2. Click "**Create account**" in Scopus or „**Register**” in ScienceDirect (right upper corner).
3. Give **your e-mail address** (in UKSW domain @uksw.edu.pl or any other) and "Continue".



The image shows a screenshot of a web registration form for Elsevier. At the top center is the Elsevier logo, which consists of a tree with a figure standing next to it, with the word "ELSEVIER" written below it. Below the logo, the text "Welcome" is displayed in a large, bold font. Underneath "Welcome", it says "Enter your email to continue with Scopus". There is a text input field labeled "Email" with a small blue icon of an envelope to its left. Below the input field is a solid blue button with the word "Continue" written in white. At the bottom of the form is a white button with a blue border and the text "Sign in via your institution". The entire form is enclosed in a light gray border with a small 'X' icon in the top right corner.

4. Give name, surname (family name), password and press "Register".



The image shows a registration form for Elsevier. At the top left is the Elsevier logo, and at the top right is a close button (X). The title "Register" is centered, followed by the instruction "Create password to register". The form contains four input fields: "Email", "Given name", "Family name", and "Password". The "Password" field has a strength indicator below it showing three green bars and the word "STRONG". Below the password field, there is a checkbox for "Stay signed in (not recommended for shared devices)", a paragraph about marketing communications, and a line of text stating "By continuing you agree with our Terms and conditions and Privacy policy." At the bottom, there is a blue "Register" button with a red border and a white button labeled "I already have an account".

ELSEVIER

Register

Create password to register

Email

Given name

Family name

Password

Choose a unique password with minimum 8 characters.
Include at least 1 number, a mix of lowercase and uppercase letters and 1 symbol to make your password strong.

STRONG

Stay signed in (not recommended for shared devices)

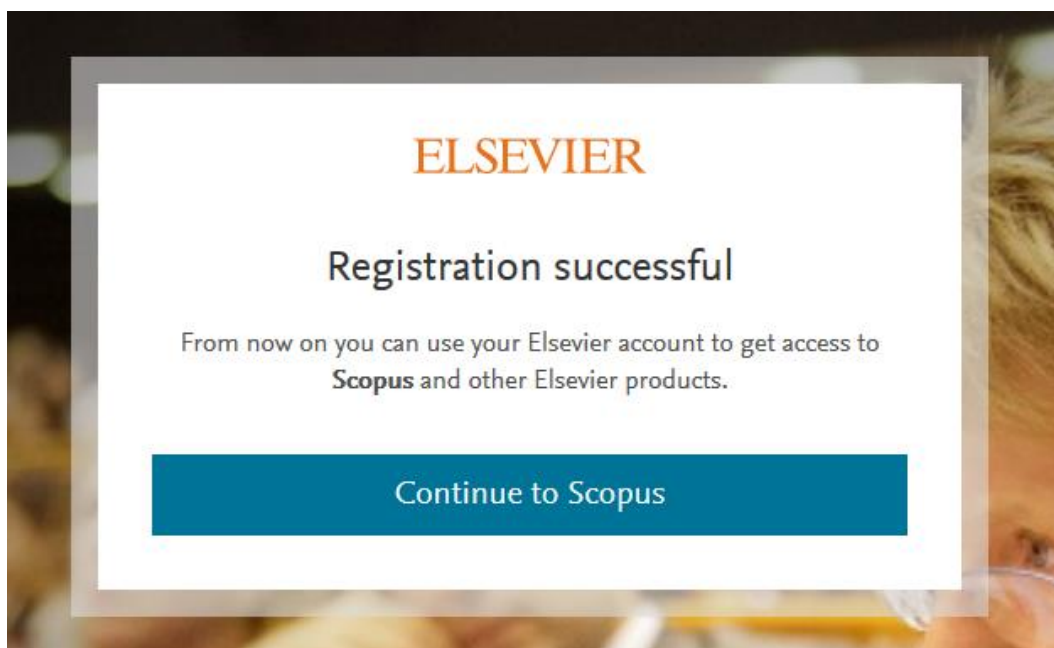
Elsevier may send you marketing communications about relevant products and events. You can unsubscribe at any time via your Elsevier account.

By continuing you agree with our [Terms and conditions](#) and [Privacy policy](#).

Register

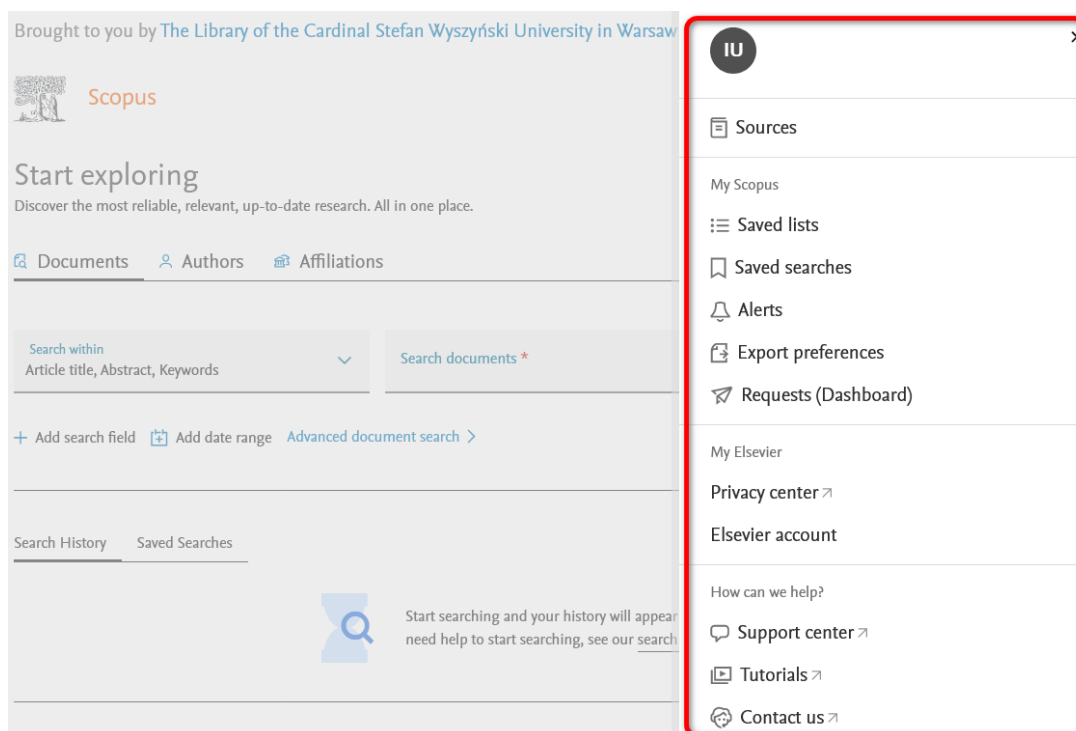
I already have an account

Individual Elsevier account have been created. This type of an account gives access to limited version - Scopus Preview and ScienceDirect.



The individual account allows:

- verification and personal data correction,
- access to the search history,
- creating alerts,
- saving search lists,
- managing of bibliography settings and export,
- privacy options configuration.





UKSW

Biblioteka
UNIWERSYTET KARDYNAŁA
STEFANA WYSZYŃSKIEGO
W WARSZAWIE

Creat. Information Science
and Knowledge Transfer Department
UKSW Library, 29.05.2023 r.